

Your monitored estate
at your fingertips



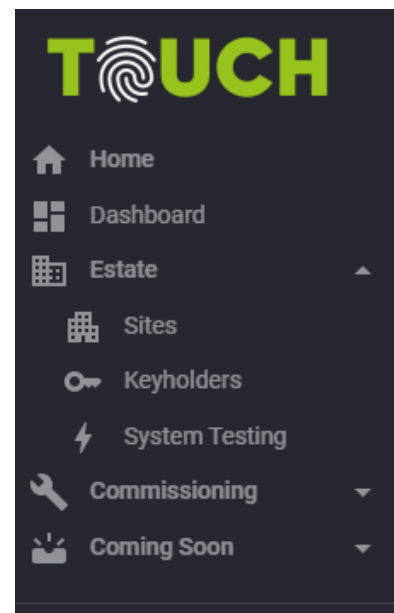

Commissioning

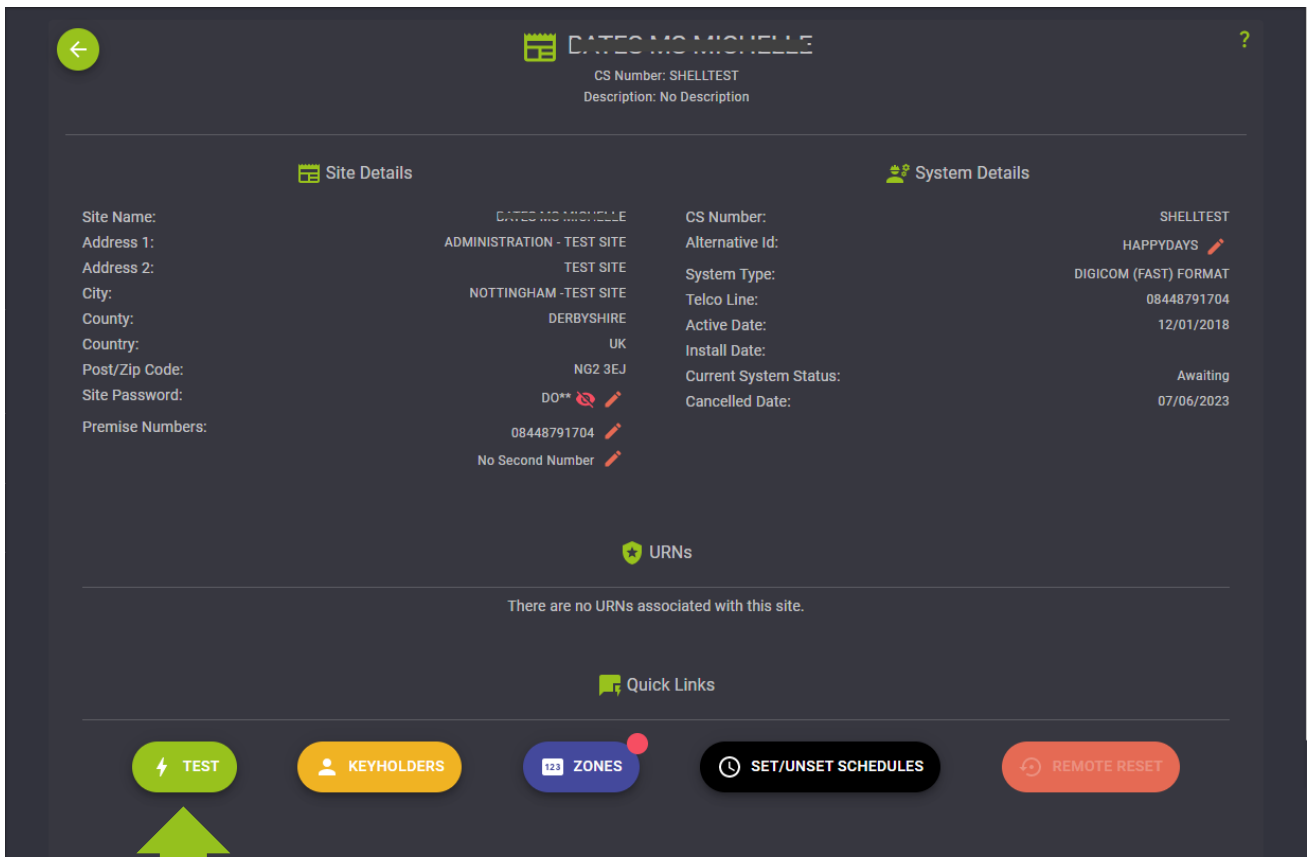
In order to be able to successfully commission a site using Touch, an order form must have been submitted with the following information:

- Correct signalling type (e.g. SIA)
- Accurate allocation of Pins / Signals and associated events / action
- Minimum of 2 Keyholders
- A valid URN if a policeable event exists (NB Any sites commissioned with policeable events and no URN will be automatically adjusted to Non-Policeable)
- All relevant signals must pass signal test and restore where appropriate

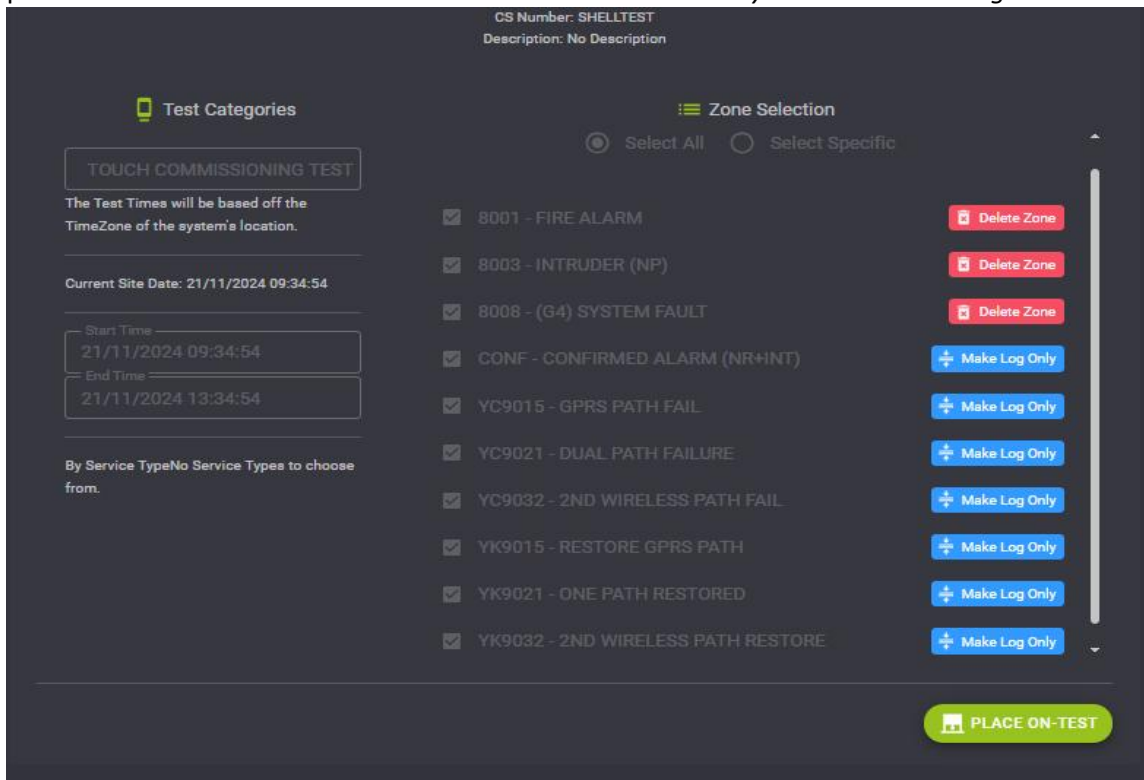
Process

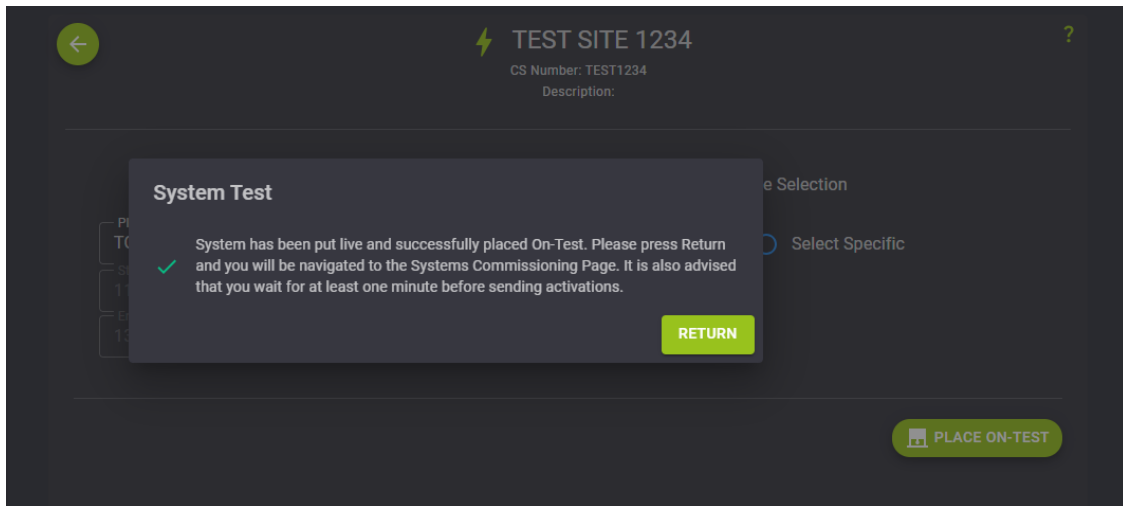
1. Locate the site due to be commissioned.
Select estate and then sites.
2. Select the filter button to display only sites awaiting commissioning and select the relevant site.





- Place the system on test using the 'Test' icon.
- Before you complete placing the system on test you are able to **DELETE ZONES** that are not required and place the **PATH FAILS** on **LOG ONLY**. **Please note: this can only be done at this stage*





5. Select Return to automatically take you back to the Commissioning Page



All pins will start off as **RED**. This shows they haven't been tested or restored.

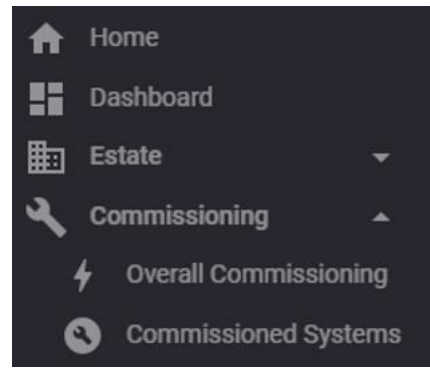
Once a pin has been tested and restored, the 'Activated' will change to **GREEN**.

If the pin has been tested, but not restored, it will be displayed in **YELLOW**.

If the restores have been sent before the alarm, or the without an alarm at all this will be displayed in **PURPLE**.

6. When testing is complete, select 'end test'.

7. When commissioning is complete, you will automatically be redirected to the Commissioning page. This page will display a list of sites that have been commissioned today and give information as to whether the site passed or failed.



⚡ Commissioned Systems By TOUCH

Commissioned Systems Today

No Systems have been commissioned by Touch today.

Previously Commissioned Systems

CS Number	Alt ID	Site Name	Processed Date	Comm Status
SHLLEFEST		DATES MS MICHELLE	07/06/2023 15:53:04	Failed
SHLLEFEST		DATES MS MICHELLE	07/06/2023 15:35:34	Failed
SHLLEFEST		DATES MS MICHELLE	07/06/2023 15:28:04	Failed
SHLLEFEST		DATES MS MICHELLE	18/05/2023 12:47:25	Passed

1-4 of 4 |< < > >|



It is imperative that this information is scrutinised immediately after the test has been concluded to ensure any inaccuracies are rectified in a timely manner.

If a commissioning test has failed, click the relevant site to be given the full details and reason for failure.



Commission Summary

Failed

[Additional Info](#)

- Not all Required Zones activated. This is a requirement for this system to pass.
- All minimum requirements were not met. This site has not been commissioned and has been put back to an awaiting commission state.

Scroll down for additional information

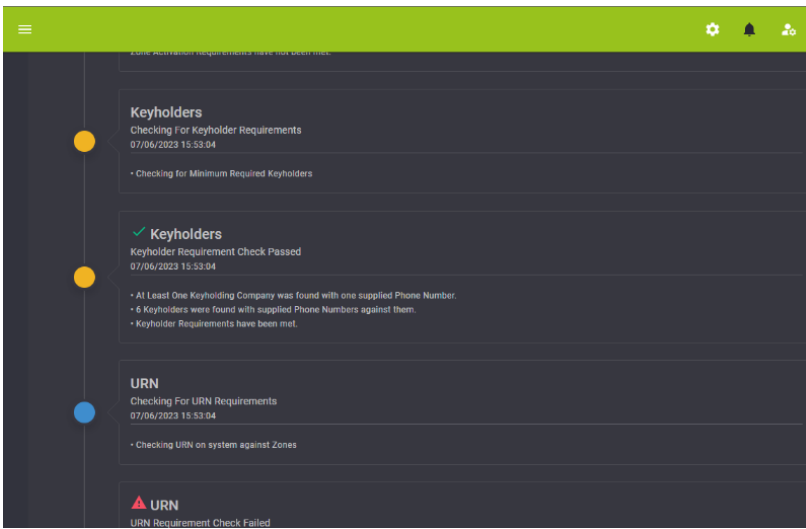


Service
System Testing Ended Early
07/06/2023 15:53:02

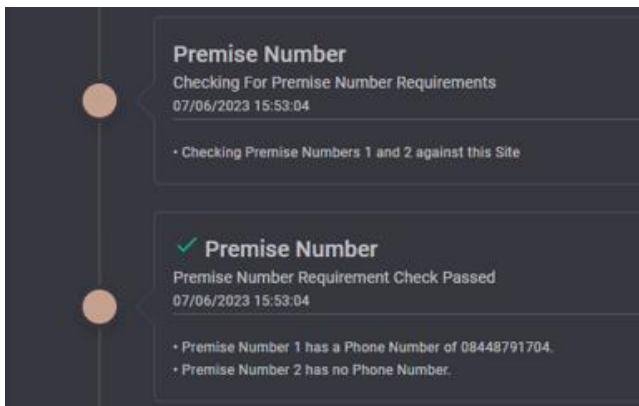
- System Test was ended early to 07/06/2023 15:53:00

Service
Processing System Test
07/06/2023 15:53:04

System Commissioning Test Picked Up For Processing.

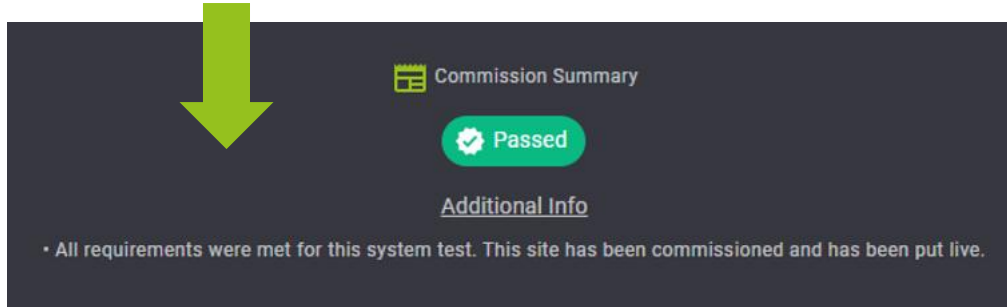


If there is anything in alarm this will show when taking off test.



At present, if no premise number is added, the comms status will state “passed with changes”.

However, currently, no changes to the event code will be made. In future versions of TOUCH, the event codes will be automatically changed if a premise number is not added.



*****Please note that the site will be always placed LIVE even if the Commissioning has FAILED*****

Please be advised of the below – to make these changes you will need to speak with the Customer Support Team!

- 1. You are not able to amend the Format of the zones through Touch***
- 2. You are not able to change any description of the zones***
- 3. You are not able to amend the Signalling Paths***