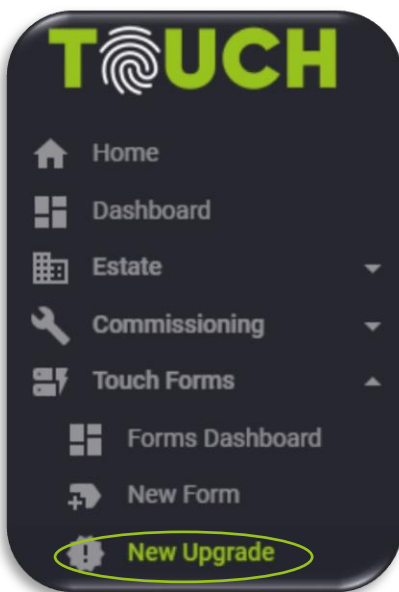


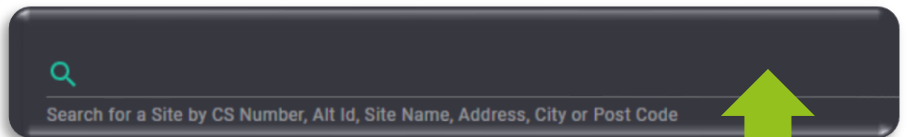
Your monitored estate
at your fingertips



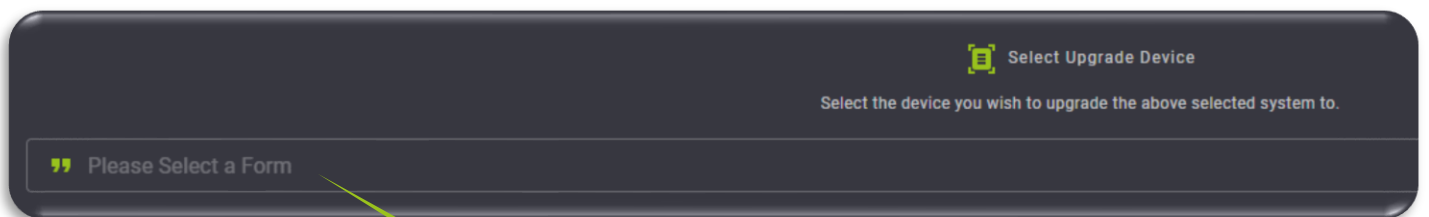
Upgrades



To upgrade an existing site, select 'New Upgrade' under 'Touch Forms' in the menu.



Locate the site using either the CS number, Alt ID, Site Name, City or Postcode.



Select the desired system you wish to upgrade to.

- CSL Router (ARC Connection/Self Monitoring)
- DIGIAIR PRO (SP2) WIFI
- HKC Securecomm (Std)
- CSL CONNECTED (SP2) RADIO - Risco CS9902
- CSL CONNECTED (SP2) RADIO - Pyronix CS9902
- CSL CONNECTED (SP2) RADIO - Eaton CS9902
- CSL CONNECTED (SP2) RADIO - Orisec CS9902
- CSL CONNECTED (SP2) ARC - Pyronix CS9901

Equipment Delivery

My Address
 Site Address
 Different Address

Customer Name: SMC TEST

Name of receiver

Address 1: TEST STREET

Address 2:

City: TEST

County:

Post Code: NGB 8NG

Select where you want the equipment delivering to and select next step.



→ NEXT STEP

Select Upgrade Device Zones

Select or remove fire pins and make changes to the zone point comments. You may also use the existing zones if the signal type for the new device is the same as the previous.

Use Existing Zones
 Use New Zones

Zone ID	Event ID	Event Description	Restore Required	Zones to Restore	Comment
1	124	FIRE ALARM (CFOA 24HR FILTER)	N		
10	1380NP	INTRUDER (CONFIRMED) AN (NP)	Y		WAS 1380
100	522IP	IP PATH FAILURE	N		
100	2000IP	RESTORE IP PATH	N		

Choose whether you wish the use the existing zones, or 'Use New Zones' and whether you desire Fire Pins.



Include Fire Pins?

Additional Requests/Notes and Terms & Conditions

Additional Dualcom Equipment Required

Additional information

Please put any additional information or requests here that you may think is relevant. If none, please leave blank

You Agree to all the [Terms and Conditions](#) before submitting this Upgrade Application form through TOUCH

Enter your Full Name Here

I Agree

Include any additional information such as equipment, enter your name, agree to the Terms and Conditions, and then select 'Submit New Upgrade Form'. Your form will then be processed by the admin team.



→ SUBMIT NEW UPGRADE FORM

You can track the progress of the upgrade in the 'Forms Dashboard'.

